

## HOW TO ACCESS ONLINE RESOURCES - Students

Follow steps 1 - 5 on Page 2 to access any of the following class products.

\*If you are not currently in the class, you will not have access to the textbook(s).

### Savvas EasyBridge

products include:


- **myPerspectives ELA** (grade 9-11)
- **My World Social Studies** (grades 3 & 5)
- **World History: Myworld Interactive - Early Ages** (grade 6)
- **World Geography: Myworld Interactive** (grade 7)
- **American History: Myworld Interactive Beg – 1877** (grade 8)
- **World History Interactive: The Modern Era** (grade 9)
- **US History Interactive: Reconstruction to Present** (Grade 10)
- **Magruder’s American Government** (grade 11)



### HMH (Houghton Mifflin Harcourt)

HMH products include:

- **Math Expressions** (grades K-5) (*Think Central*)
- **Science Dimensions** (grades 6-8) (*Ed: Your Friend in Learning*)
- **Science Dimensions - Earth & Space gr 9, Biology & Chemistry** (*Ed: Your Friend in Learning*)
- **Avancemos!** (Spanish Levels 1-5) (*Holt McDougal Online*)



### McGraw Hill (connectED)

McGraw Hill products include:

- **Sociology** (gr 9-12)
- **Psychology** (gr 9-12)
- **Illustrative Math** (gr 6-8)
- **Studysync** (ELA gr. 6-8)




## HOW TO ACCESS ONLINE RESOURCES - Students

(1) Go to the NRSD website <https://www.newrichmond.k12.wi.us>

(2) Click on Students

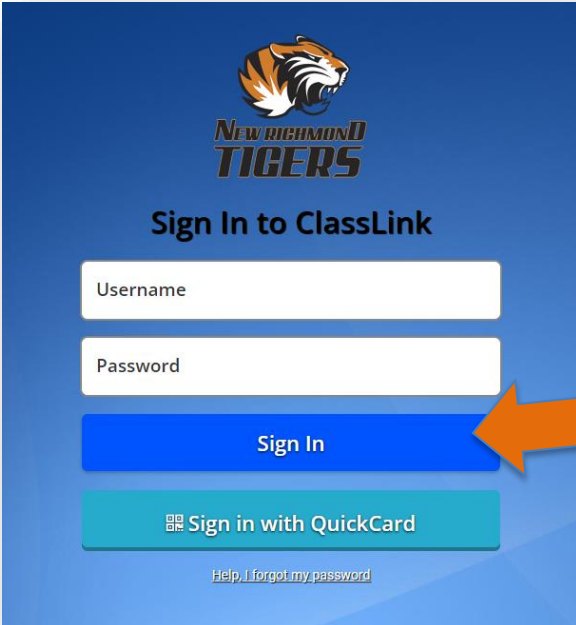
The image shows a horizontal navigation bar with a dark red background. It contains six white text links: 'Home', 'District', 'Students', 'Parents', 'Community Ed', and 'Calendar'. The 'Students' link is circled in red.

(3) Click on Class Link -

A white search input field with a magnifying glass icon on the right. Below the field, a dropdown menu is open, showing a single result: '• ClassLink'.

You will be directed to the ClassLink log in page.

(4) Students - enter your network Username and Password into the NRSD Classlink Portal.

The screenshot shows a blue-themed login page. At the top is the 'NEW RICHMOND TIGERS' logo. Below it is the title 'Sign In to ClassLink'. There are two white input fields: 'Username' and 'Password'. Below these is a blue 'Sign In' button, which is pointed to by a red arrow. Underneath is a teal button labeled 'Sign in with QuickCard'. At the bottom, there is a small link that says 'Help, I forgot my password'.

Click "Sign In"

(5) Click the icon for the product you need (see list at top of page). You'll be directed to the specific webpage without needing to log in again with another username/password. You will already be listed in a specific class and have access to all of the resources.

## HOW TO ACCESS ONLINE RESOURCES - Students


### CPM Math

<https://enroll.cpm.org> to REGISTER for an eBook

You'll need a pin (code) to access.

Codes are listed on the Curriculum math page. <https://www.newrichmond.k12.wi.us/Domain/1283>

To enroll the first time click the link on the math page <https://enroll.cpm.org>



Enter Enrollment PIN

--	--	--	--	--

Enroll

Enter your PIN code

Click Google Login



Once you register, you can use the following website to log in. <https://ebooks.cpm.org>

**You only need to register one time/year.**